

# Neo Spectra™ ST Effects Universal Composite Restorative

## Next-Level Esthetics, Simplified

For esthetically demanding anterior cases, Neo Spectra™ ST Effects composite works with Neo Spectra™ ST composite in a simplified layering technique.

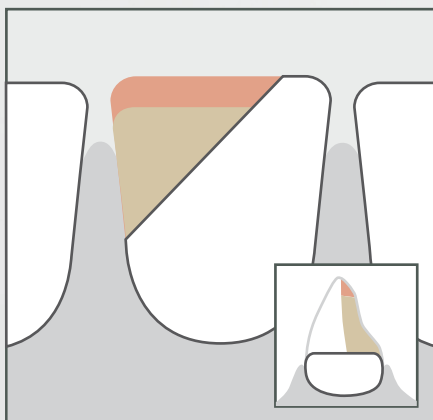
- Neo Spectra™ ST Effects opaque **dentin** shades are paired with Neo Spectra™ ST **universal CLOUD shades** when a case calls for added opacity.
- One translucent **enamel** shade creates a highly translucent incisal edge when needed.
- Simplified layering. Made possible by **SphereTEC® technology**.

**1 out of 3** people say that the first part of someone's face they notice is their teeth.<sup>2</sup>

**OVER 1/3** of clinicians consider color matching or overall esthetics to be the most challenging aspect of an anterior composite restoration.<sup>3</sup>

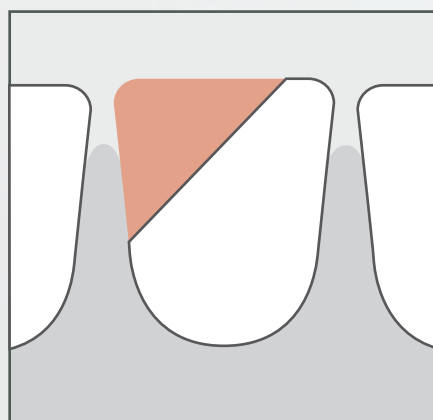
**D1** One of two Neo Spectra™ ST Effects opaque dentin shades for added opacity.

**A2** One of five Neo Spectra™ ST universal CLOUD shades to cover the VITA® range.<sup>1</sup>



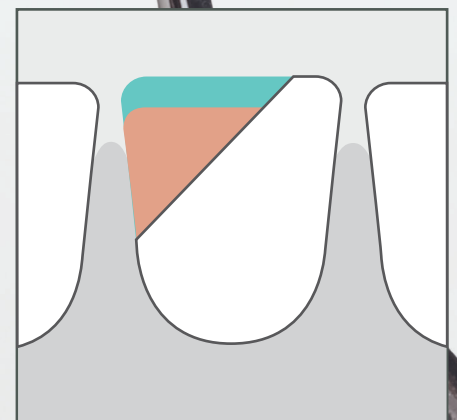
### Opaque Dentin Shade

Restore lingual 1/2 of tooth thickness with opaque dentin and universal CLOUD shade.



### Universal CLOUD Shade

Restore facial 1/2 of tooth thickness with universal CLOUD shade.



### Translucent Enamel Shade (Optional)

For a highly translucent incisal edge, optionally use the translucent enamel shade for the facial incisal edge increment.

1. VITA is not a registered trademark of Dentsply Sirona.

2. <http://www.melbourneorthodontics.com/educational/study-7-ways-smiles-affect-first-impressions/>

3. 2018 The Key Group, Inc.

# Neo Spectra™ ST Effects

Universal Composite Restorative

Streamline your composite inventory with  
**Neo Spectra™ ST + Neo Spectra™ ST Effects Simplified Layering Technique.**



## Ordering Information

### Neo Spectra™ ST Effects Universal Composite Restorative

**CompuLes® Tips High-Viscosity Introductory Kit** **607.01.940**  
 24 CompuLes® Tips (0.25g each)  
 12 x Shade D1  
 8 x Shades D3  
 4 x Shade E1  
 Illustrated Technique Guide  
 i-Shade Label



**Syringe High-Viscosity Introductory Kit** **607.01.950**  
 3 HV Syringes (3 g each)  
 1 x Shade D1  
 1 x Shades D3  
 1 x Shade E1  
 Illustrated Technique Guide  
 i-Shade Label



**High-Viscosity Refills**  
 Shades  
 D1 (use with A1; A2)  
 D3 (use with A3; A3.5; A4)  
 E1 (use with A1; A2; A3; A3.5; A4)

**CompuLes® Tips**  
 (16 x 0.25 g)  
**607.01.942**  
**607.01.943**  
**607.01.941**

**Syringe**  
 (1 x 3 g)  
**607.01.952**  
**607.01.953**  
**607.01.951**

**Neo Spectra ST Shade Guide** **607.01.869**  
 9 x Shade Tabs (A1; A2; A3; A3.5; A4; D1; D3; E1; BW)

For more information and to learn the technique, contact your Dentsply Sirona Restorative specialist, or visit [www.dentsplysirona.com/NeoSpectraSTEffects](http://www.dentsplysirona.com/NeoSpectraSTEffects)

<sup>1</sup> VITA is not a registered trademark of Dentsply Sirona.